



National Marine Manufacturers Association

nmma.org

ECONOMIC SIGNIFICANCE OF RECREATIONAL BOATING IN NORTH CAROLINA



TOTAL ANNUAL ECONOMIC IMPACT OF RECREATIONAL BOATING:

\$487.9 MILLION

CONGRESSIONAL DISTRICT 7



Number of Recreational Boats*	48,226
Recreational Boating Industry Businesses	189
Total Jobs	3,843
Annual Recreational Boating-Related Spending	\$207.1 MILLION

RECREATIONAL BOATS IN NC-7

TOTAL BOATS* **48,226**

REGISTERED BOATS	48,226
Power boats	43,473
PWCs	3,760
Sailboats	766
Other Boats	227

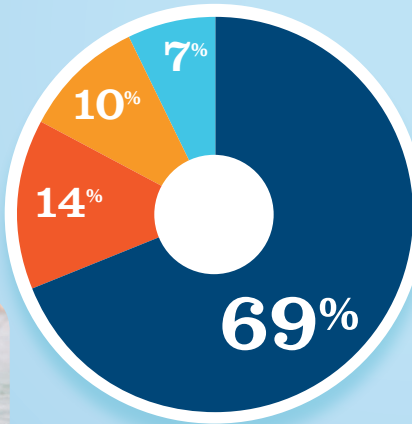
HOUSEHOLDS PER BOAT **6.1**



* Total boats are registered boats as reported by states to the USCG.

RECREATIONAL BOATING CREATES JOBS IN NC-7

TOTAL BOATING JOBS	1,495
Boat Building	96
Motor / Engine Mfr.	-
Accessory / Supplies Mfr.	148
Dealers / Wholesalers	215
Boat Services	1,036

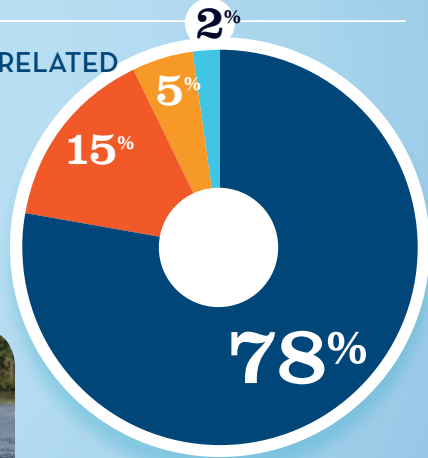


● BOAT BUILDING
● MOTOR/ENG. MFR. †
● ACC./SUPPLIES MFR.
● DLRS/WHOLESALERS
● BOAT SERVICES † 0%



RECREATIONAL BOATING-RELATED BUSINESSES IN NC-7

TOTAL BUSINESSES	189
Boat Building	4
Motor / Engine Mfr.	-
Accessory / Supplies Mfr.	9
Dealers / Wholesalers	28
Boat Services	148

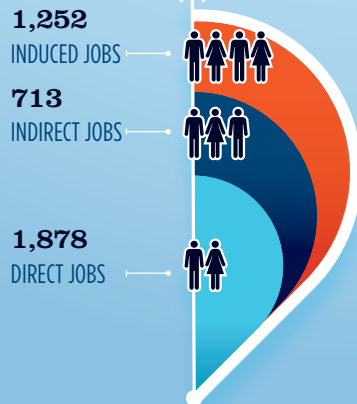


● BOAT BUILDING
● MOTOR/ENG. MFR. †
● ACC./SUPPLIES MFR.
● DLRS/WHOLESALERS
● BOAT SERVICES † 0%



ESTIMATED JOBS IMPACT OF RECREATIONAL BOATING-RELATED SPENDING IN NC-7

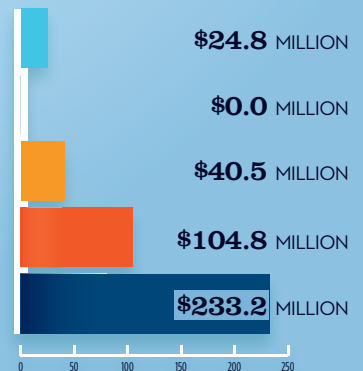
EST. TOTAL JOBS	3,843
EST. TOTAL LABOR INCOME (MILLIONS)	\$159.2
Est. Direct Income	\$64.5
Est. Indirect Income	\$39.9
Est. Induced Income	\$54.8



RECREATIONAL BOATING INDUSTRY SALES IN NC-7

Boat Building	\$24.8
Motor / Engine Mfr.	\$0.0
Accessory / Supplies Mfr.	\$40.5
TOTAL MFR. SALES	\$65.3
Dealers / Wholesalers	\$104.8
Boat Services	\$233.2
TOTAL RETAIL & SERVICES SALES	\$338.0

● BOAT BUILDING
● MOTOR/ENG. MFR.
● ACC./SUPPLIES MFR.
● DLRS/WHOLESALERS
● BOAT SERVICES



Source: NMMMA's Center of Knowledge; Recreational Marine Research Center at Michigan State University